

Reverse osmosis system - Direct flow

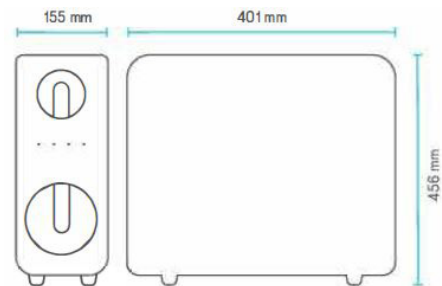
# KPRO Compact

## DESCRIPTION

Reverse osmosis system.  
Direct flow.  
Low maintenance cost.  
Long life cartridge and membrane  
Design and versatility made for HoReCa.










## SPECIFICATIONS

Weight	10,7 kg.
Production	2,6 lpm
Rejection	1 lpm
Temperature (max. - min.)	38°C - 5°C
Inlet TDS (max.)	1500 ppm
Pressure (max. - min.)	4bar - 1bar (400kPa - 100kPa)
Membrane	1000 GPD
Power supply	24 VDC / 36 VDC
Electrical adapter	230 VAC 50 / 60 hz
External programmer	Smart DOT. Alarm & Settings



## ORIGINAL REPLACEMENTS

Combi sediment + carbon  
RO membrane 1000PGPD

-  FILTERED WATER
-  LED STATUS
-  RO WATER
-  HIGH EFFICIENCY RECOVERY
-  FILTER CONTROL
-  AQUASTOP
-  QUALITY CONTROL
-  ELECTRONIC ADAPTER
-  SOUND WARNINGS